

Scaled data based on original data using  
LM-79-08 Approved Method: Electrical and Photometric Measurements of Solid-  
State Lighting Products

Test Report Prepared for  
Cooper Lighting Solutions  
(formerly Eaton)

Brand: McGRAW-EDISON

Report Number: P227834

Luminaire Tested: **ISS-AF-600-LED-E1-T4FT-7030**

Issue Date: 3/3/2020

**Test Information**

Test Method: LM-79-08  
Report Number: P227834  
TEST IS SCALED FROM IESNA LM-79-08 TEST DATA (P29760)  
Test Lab: INNOVATION CENTER-P2  
Issue Date: 3/3/2020  
Manufacturer: COOPER LIGHTING SOLUTIONS (FORMERLY EATON)  
Product Line: MCGRAW-EDISON  
Catalog Number: ISS-AF-600-LED-E1-T4FT-7030  
Description: IMPACT ELITE LED QUATER SPHERE LUMINAIRE  
LIGHT SQUARE WITH ACCULED OPTICS-TYPE IV FORWARD THROW  
Light Source: (16) 3000K CCT, 70 CRI LEDs  
Ballast/Driver: ELECTRONIC DRIVER

**Summary**

Lumens per Lamp: N/A  
Luminaire Lumens: 3422 lumens  
Efficiency: N/A  
Efficacy: 101.5 lumens/watt  
Luminous Opening: Rectangular (W 0.5' x L: 0.5' x H: 0')  
IES Classification: Type IV - Short - Non-Cutoff  
BUG Rating: B1 - U0 - G1  
  
Input Watts (W): 33.7  
Input Voltage (V): 120  
Input Current (Ain): NR  
Voltage Rise (V): NR  
Power Factor: NR  
Total Harmonic Distortion (THDi): NR  
Frequency (hertz): 60  
Stabilization Time: NR  
Operation Time: NR  
Ambient Temperature (°C): NR  
Test Distance: 25 FT

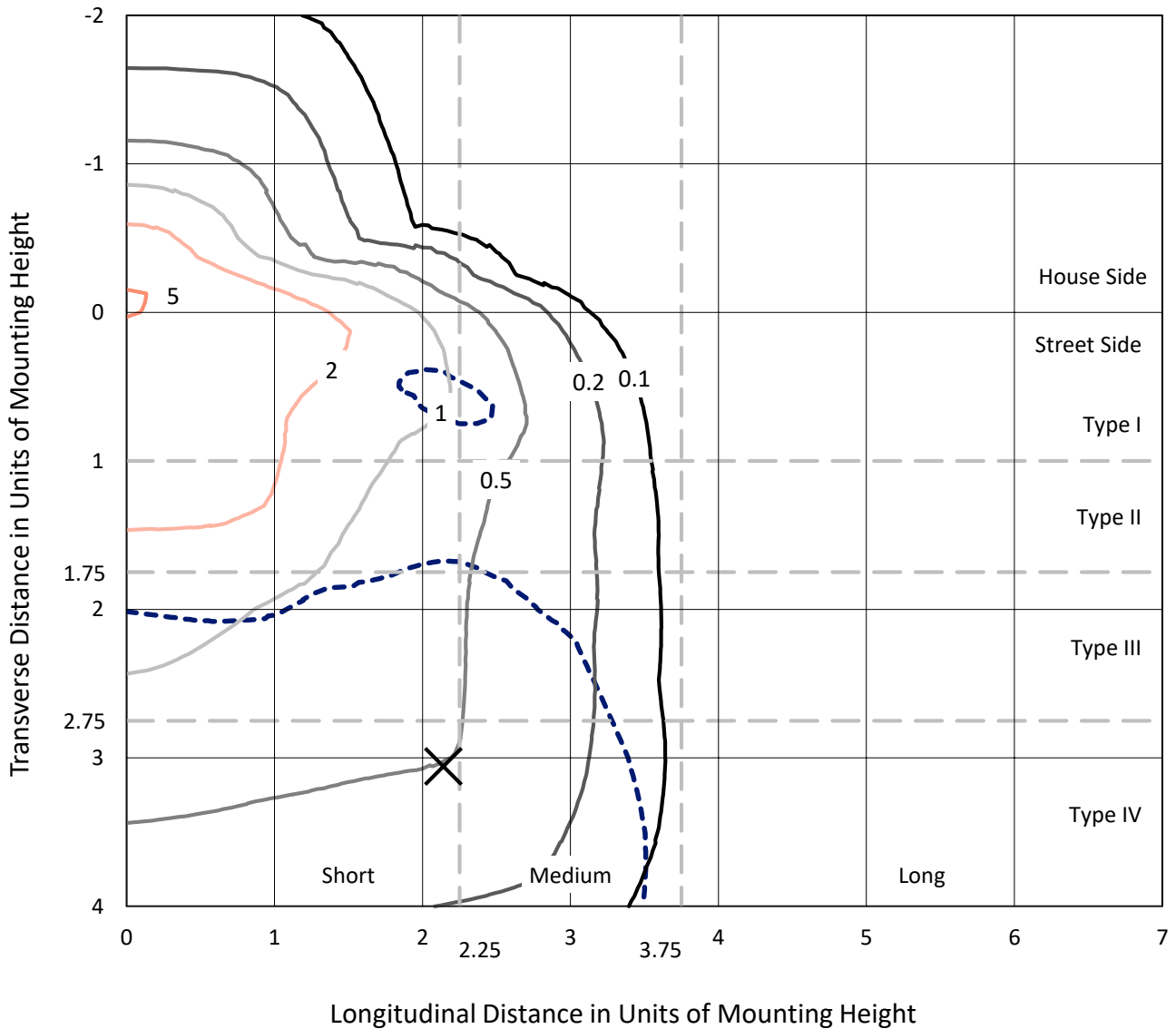


REPORT NUMBER: P227834

CATALOG NUMBER: ISS-AF-600-LED-E1-T4FT-7030

### Iso-Footcandle Lines of Horizontal Illumination

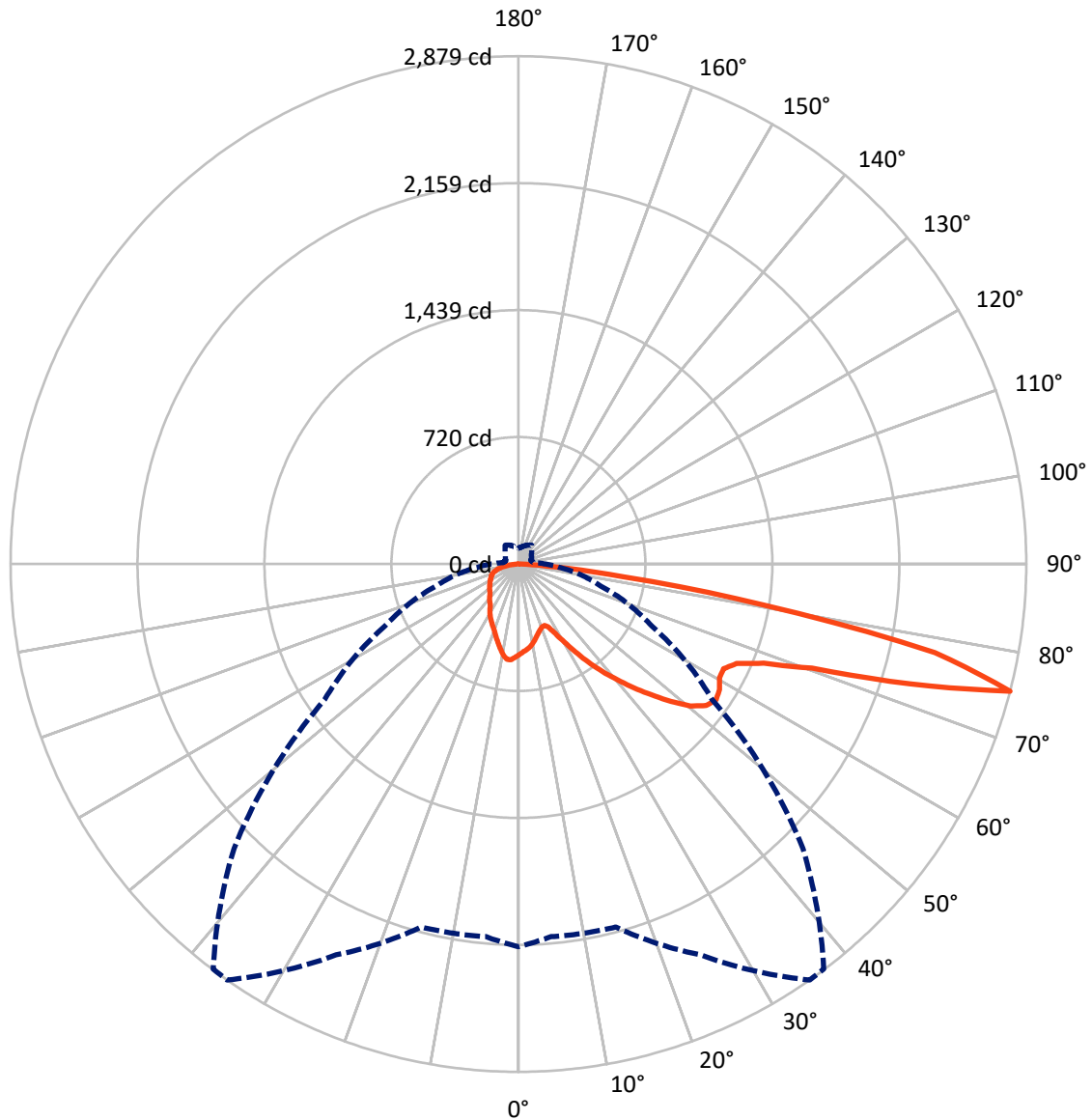
× Max cd  
 - - - 1/2 Max cd



Based on 10 foot mounting height. Maximum calculated value = 5.2 fc  
 Type IV - Short - Non-Cutoff

REPORT NUMBER: P227834  
CATALOG NUMBER: ISS-AF-600-LED-E1-T4FT-7030

### Luminous Intensity Polar Plot



— Vertical Plane Through 35-Deg Lateral      - - - Horizontal Cone Through 75-Deg Vertical

REPORT NUMBER: P227834

CATALOG NUMBER: ISS-AF-600-LED-E1-T4FT-7030

**FLUX DISTRIBUTION:**

		Downward	Upward	Total
<b>House Side</b>	Lumens	686.8	0.0	686.8
	% Fixture	20.1	0.0	20.1
<b>Street Side</b>	Lumens	2735.2	0.0	2735.2
	% Fixture	79.9	0.0	79.9
<b>Total</b>	Lumens	3422.0	0.0	3422.0
	% Fixture	100.0	0.0	100.0

**Coefficient of Utilization**

**ZONAL LUMENS:**

Zone	Lumens	% Fixture
0°-10°	48.2	1.4
10°-20°	127.4	3.7
20°-30°	201.5	5.9
30°-40°	325.2	9.5
40°-50°	481.1	14.1
50°-60°	618.6	18.1
60°-70°	765.9	22.4
70°-80°	771.8	22.6
80°-90°	82.4	2.4
90°-100°	0.0	0.0
100°-110°	0.0	0.0
110°-120°	0.0	0.0
120°-130°	0.0	0.0
130°-140°	0.0	0.0
140°-150°	0.0	0.0
150°-160°	0.0	0.0
160°-170°	0.0	0.0
170°-180°	0.0	0.0
0°-90°	3422.0	100.0
0°-180°	3422.0	100.0



REPORT NUMBER: P227834

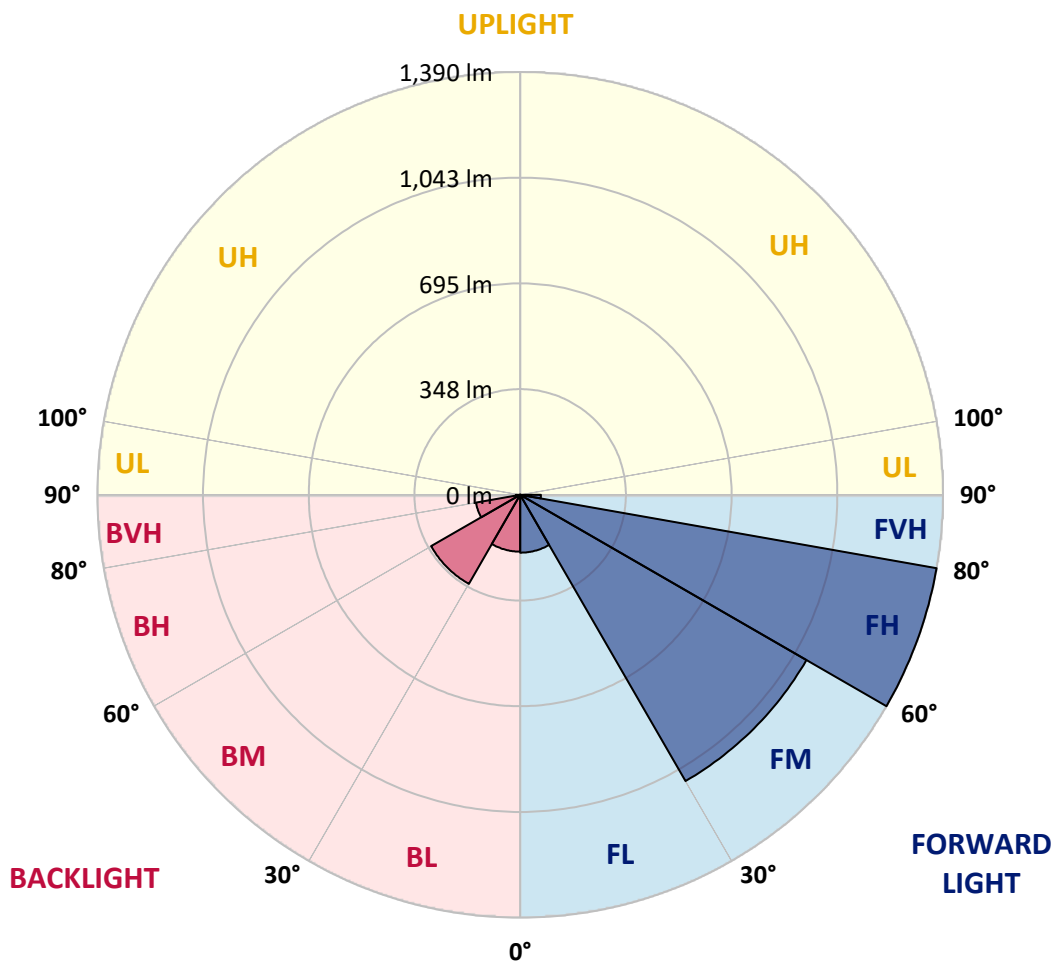
CATALOG NUMBER: ISS-AF-600-LED-E1-T4FT-7030

**LUMINAIRE CLASSIFICATION SYSTEM LUMEN TABLE AND BUG RATING:**

Zone		Lumens	% Fixture	Zone Rating/Lumen Limit		
				B	U	G
FL	(0°-30°)	190.3	5.6			
FM	(30°-60°)	1086.6	31.8			
FH	(60°-80°)	1390.1	40.6			G1/1800
FVH	(80°-90°)	68.1	2.0			G1/100
BL	(0°-30°)	186.8	5.5	B1/500		
BM	(30°-60°)	338.2	9.9	B1/1000		
BH	(60°-80°)	147.5	4.3	B1/500		G1/500
BVH	(80°-90°)	14.3	0.4			G1/100
UL	(90°-100°)	0.0	0.0		U0/0	
UH	(100°-180°)	0.0	0.0		U0/0	

**BUG Rating: B1-U0-G1**

Type IV Short





REPORT NUMBER: P227834

CATALOG NUMBER: ISS-AF-600-LED-E1-T4FT-7030

**CANDELA DISTRIBUTION (FULL):**

	0°	5°	15°	25°	35°	37°	45°	55°	65°	75°	85°
0°	514.1	514.1	514.1	514.1	514.1	514.1	514.1	514.1	514.1	514.1	514.1
2.5°	499.2	498.1	496.9	496.9	499.2	499.2	500.4	501.5	502.6	506.1	510.6
5°	485.5	484.4	483.2	484.4	487.8	487.8	491.2	493.5	495.8	501.5	507.2
7.5°	467.2	467.2	466.1	470.7	474.1	472.9	477.5	479.8	485.5	491.2	500.4
10°	443.2	443.2	443.2	449.0	454.7	454.7	458.1	463.8	468.4	476.4	487.8
12.5°	422.7	421.5	421.5	426.1	433.0	434.1	439.8	447.8	453.5	463.8	476.4
15°	415.8	413.5	407.8	407.8	411.3	411.3	420.4	431.8	441.0	451.2	466.1
17.5°	417.0	413.5	398.7	394.1	394.1	395.3	404.4	417.0	428.4	441.0	460.4
20°	427.2	421.5	394.1	383.8	381.6	382.7	390.7	403.3	417.0	434.1	455.8
22.5°	471.8	462.7	411.3	388.4	378.1	378.1	382.7	396.4	413.5	436.4	463.8
25°	574.6	559.8	468.4	427.2	396.4	393.0	385.0	398.7	419.3	446.7	486.7
27.5°	679.7	664.9	539.2	494.7	446.7	436.4	406.7	410.1	433.0	469.5	520.9
30°	767.7	755.1	628.3	576.9	512.9	501.5	455.8	434.1	457.0	501.5	572.3
32.5°	774.5	768.8	724.3	671.7	594.0	578.0	517.5	483.2	494.7	544.9	628.3
35°	838.5	833.9	809.9	759.7	682.0	663.7	599.7	547.2	543.8	592.9	692.3
37.5°	901.3	895.6	879.6	845.4	773.4	758.5	708.3	623.7	599.7	648.9	755.1
40°	960.7	952.7	932.2	912.8	860.2	860.2	806.5	696.9	653.4	698.0	807.7
42.5°	1070.4	1045.3	990.4	975.6	960.7	960.7	881.9	747.1	696.9	751.7	857.9
45°	1175.5	1151.5	1077.3	1047.6	1055.6	1051.0	942.5	775.7	735.7	802.0	905.9
47.5°	1258.9	1237.2	1161.8	1141.2	1164.1	1145.8	992.7	798.5	784.8	855.6	945.9
50°	1333.2	1281.7	1208.6	1236.1	1264.6	1233.8	1037.3	832.8	833.9	912.8	1004.2
52.5°	1231.5	1225.8	1241.8	1305.7	1333.2	1298.9	1077.3	876.2	886.5	985.9	1070.4
55°	1109.3	1108.1	1201.8	1326.3	1359.4	1327.4	1103.5	928.8	941.3	1076.1	1153.8
57.5°	1085.3	1073.8	1137.8	1282.9	1343.4	1320.6	1117.2	977.9	993.9	1190.4	1236.1
60°	1162.9	1141.2	1131.0	1236.1	1309.2	1297.7	1134.4	1036.1	1057.8	1320.6	1312.6
62.5°	1332.0	1302.3	1229.2	1239.5	1305.7	1296.6	1175.5	1104.7	1129.8	1450.8	1356.0
65°	1555.9	1534.2	1417.7	1334.3	1359.4	1346.9	1249.8	1191.5	1205.2	1544.5	1306.9
67.5°	1801.5	1771.8	1645.0	1530.8	1498.8	1474.8	1367.4	1294.3	1245.2	1530.8	1175.5
70°	2079.1	2047.1	1937.5	1819.8	1765.0	1738.7	1573.1	1383.4	1230.3	1380.0	927.6
72.5°	2420.7	2377.3	2316.7	2329.3	2320.2	2247.1	1900.9	1413.1	1121.8	1027.0	554.1
75°	2169.4	2120.3	2130.5	2444.7	2878.8	2875.4	2280.2	1340.0	836.2	484.4	239.9
77.5°	778.0	860.2	1269.2	1831.2	2413.8	2410.4	1765.0	838.5	358.7	206.8	145.1
80°	195.3	198.8	315.3	751.7	1409.7	1398.3	1000.7	316.4	149.7	125.7	99.4
82.5°	62.8	67.4	115.4	259.3	603.2	589.5	310.7	104.0	93.7	81.1	60.5
85°	20.6	20.6	41.1	89.1	198.8	190.8	62.8	37.7	51.4	42.3	27.4
87.5°	0.0	0.0	1.1	2.3	4.6	2.3	0.0	2.3	6.9	8.0	5.7
90°	0.0	0.0	0.0	0.0	0.0	0.0	0.0	0.0	0.0	0.0	0.0



REPORT NUMBER: P227834

CATALOG NUMBER: ISS-AF-600-LED-E1-T4FT-7030

**CANDELA DISTRIBUTION (continued):**

	90°	95°	105°	115°	125°	135°	145°	155°	165°	175°	180°
0°	514.1	514.1	514.1	514.1	514.1	514.1	514.1	514.1	514.1	514.1	514.1
2.5°	514.1	512.9	517.5	520.9	522.1	525.5	528.9	531.2	530.1	528.9	528.9
5°	512.9	514.1	522.1	528.9	534.6	540.3	544.9	547.2	546.1	546.1	546.1
7.5°	506.1	510.6	519.8	531.2	539.2	542.6	543.8	540.3	538.1	534.6	534.6
10°	494.7	501.5	516.4	528.9	532.3	527.8	520.9	514.1	504.9	499.2	499.2
12.5°	485.5	493.5	511.8	522.1	517.5	506.1	491.2	479.8	470.7	463.8	462.7
15°	477.5	487.8	507.2	509.5	499.2	479.8	460.4	447.8	437.5	433.0	433.0
17.5°	471.8	485.5	502.6	495.8	475.2	450.1	431.8	421.5	413.5	409.0	407.8
20°	472.9	490.1	498.1	478.7	449.0	422.7	405.5	399.8	394.1	391.8	391.8
22.5°	485.5	501.5	496.9	463.8	425.0	395.3	383.8	382.7	380.4	378.1	377.0
25°	512.9	524.4	500.4	449.0	399.8	370.1	364.4	367.8	366.7	364.4	364.4
27.5°	550.6	552.9	506.1	434.1	372.4	346.1	346.1	351.9	349.6	346.1	348.4
30°	596.3	583.8	508.4	410.1	340.4	323.3	326.7	330.1	327.9	323.3	323.3
32.5°	645.4	615.7	508.4	379.3	309.6	302.7	303.9	305.0	300.4	294.7	294.7
35°	693.4	646.6	502.6	342.7	285.6	282.2	281.0	285.6	282.2	274.2	274.2
37.5°	739.1	670.6	487.8	305.0	267.3	266.2	269.6	267.3	262.7	251.3	249.0
40°	771.1	686.6	458.1	274.2	252.5	259.3	257.0	244.5	237.6	229.6	229.6
42.5°	799.7	694.6	421.5	250.2	242.2	251.3	242.2	226.2	217.1	215.9	217.1
45°	825.9	701.4	386.1	230.8	229.6	242.2	230.8	213.6	203.3	203.3	204.5
47.5°	851.1	708.3	350.7	212.5	214.8	228.5	221.6	204.5	194.2	187.4	187.4
50°	891.1	724.3	299.3	193.1	197.6	217.1	214.8	195.3	183.9	173.6	171.4
52.5°	939.0	751.7	243.3	172.5	185.1	206.8	206.8	187.4	174.8	161.1	158.8
55°	1003.0	781.4	195.3	157.6	172.5	195.3	198.8	183.9	165.6	153.1	150.8
57.5°	1067.0	791.7	157.6	142.8	156.5	183.9	193.1	177.1	155.4	146.2	145.1
60°	1111.5	758.5	132.5	130.2	145.1	170.2	185.1	169.1	148.5	139.4	139.4
62.5°	1104.7	658.0	118.8	122.2	135.9	159.9	178.2	162.2	143.9	138.2	137.1
65°	1007.6	496.9	107.4	115.4	127.9	149.7	171.4	158.8	141.7	135.9	133.7
67.5°	848.8	330.1	99.4	108.5	119.9	141.7	165.6	154.2	134.8	131.4	129.1
70°	614.6	193.1	91.4	101.7	112.0	132.5	157.6	145.1	126.8	124.5	118.8
72.5°	332.4	121.1	82.3	92.5	101.7	121.1	145.1	133.7	116.5	107.4	104.0
75°	151.9	88.0	73.1	82.3	89.1	106.2	130.2	117.7	104.0	92.5	90.2
77.5°	101.7	66.3	61.7	70.8	74.3	89.1	115.4	93.7	81.1	73.1	70.8
80°	69.7	49.1	50.3	58.3	57.1	70.8	86.8	75.4	64.0	66.3	60.5
82.5°	44.6	34.3	38.8	41.1	40.0	53.7	67.4	57.1	48.0	40.0	34.3
85°	19.4	18.3	22.8	24.0	24.0	29.7	35.4	28.6	21.7	16.0	16.0
87.5°	1.1	2.3	2.3	3.4	2.3	1.1	0.0	0.0	0.0	0.0	0.0
90°	0.0	0.0	0.0	0.0	0.0	0.0	0.0	0.0	0.0	0.0	0.0

(END OF REPORT)